

FCT RESEARCH AND INNOVATION LANDSCAPE COUNTRY PROFILE: THE NETHERLANDS



Main Author
Peter van de Crommert (NPN)

June 2026

About ENACT

ENACT is a knowledge network focused on the fight against crime and terrorism (FCT). The network is funded under the Horizon Europe Framework Programme in Cluster 3 – Civil Security for Society. The project addresses the call topic HORIZON-CL3-2022-SSRI-01-02 ‘Knowledge Networks for Security Research & Innovation’, aiming to collect, aggregate, process, disseminate and make the most of the existing knowledge in the FCT area.

The project aims to satisfy two major ambitions,

- Provide evidence-based support to the decision-makers in the EU research and innovation (R&I) ecosystem in the FCT domain, targeted explicitly at enabling more effective and efficient programming of EU-funded R&I for the fight against crime and terrorism.
- Act as a catalyst for the uptake of innovation by enhancing the visibility and reliability of innovative FCT security solutions.

Report Feedback

We’re collecting feedback on this report through the EU Survey Platform, if you’d like to share your thoughts anonymously please click on the link below.

<https://ec.europa.eu/eusurvey/runner/enact-report-feedback>



**Funded by
the European Union**

Disclaimer

Funded by the European Union. Views and opinions expressed are however those of the author(s) only and do not necessarily reflect those of the European Union or European Research Executive Agency. Neither the European Union nor the granting authority can be held responsible for them.

Copyright

This report contains original unpublished work except where clearly indicated otherwise. Acknowledgement of previously published material and of the work of others has been made through appropriate citation, quotation or both. Reproduction is authorised provided the source is acknowledged.



Overview

The **Fight against Crime and Terrorism (FCT)** domain is a critical pillar within the European Union's security research framework, designed to address the increasingly complex and transnational threats facing Europe today. **FCT** research aims to provide innovative solutions, tools, and knowledge to empower law enforcement, policymakers, and civil society to prevent, detect, and respond to criminal and terrorist activities across the continent. The European Union supports collaborative research and innovation through key programmes like **Horizon Europe**, focusing on multidisciplinary approaches that combine advanced technology with robust legal, ethical, and societal safeguards.

In line with **ENACT's** objectives, this flash report is part of a series of reports that reviews the **FCT R&I** ecosystem in each EU Member State based on their participation in EU-funded **Security Research** under the **FCT** area between 2021 and 2024. The data used for the report comes from the most recent data available from **CORDIS** and the **Horizon Dashboard**, combined with data processed by **ENACT** under its **Structured Knowledge Base (SKB)**.



Netherlands Infobox

	
<p>Capital: Amsterdam; Parliament and Government are located in The Hague</p>	
<p>Official EU Language(s): Dutch</p>	
<p>EU Member State: since 1 January 1958</p>	
<p>Currency: euro (€)</p>	
<p>Euro Area Member: since 1 January 1999</p>	
<p>Schengen Area Member: since 26 March 1995</p>	
<p>Figures</p> <ul style="list-style-type: none"> • Geographical size: 37 391km² • Population: 18 044 027 (2025) 	

The section above provides institutional, territorial and demographic information situating the Netherlands within the EU¹. The Netherlands' position as a central, strategically connected Member State, with extensive maritime borders and strong links to EU and global trade routes, shapes both its participation in EU internal-security cooperation and its exposure to transnational crime dynamics. Its geographic location, including major ports and connections to the USA, Asia, the Middle East, Africa and Latin America, places the country along key transit routes for illicit flows. At the same time, its integration in the Schengen Area facilitates cross-border mobility.

To contextualise how these structural characteristics translate into concrete crime dynamics, analytical assessments such as the Global Organised Crime Index (OCINDEX)² examine the main illicit markets, the types of actors involved and the institutional responses addressing these threats. According to the OCINDEX, the Netherlands is primarily identified as a transit country for **Drug Trafficking**, particularly synthetic drugs and cocaine, supported by maritime routes connecting the USA, Asia, Latin America, Africa and Europe. The profile also highlights **Human Trafficking** and **Migrant Smuggling**, **Financial and Economic Crime**, and the growing relevance of **Cyber-enabled Crime**. The organised crime landscape is characterised mainly by flexible, network-based structures, often operating in cooperation with foreign actors.

¹https://european-union.europa.eu/principles-countries-history/eu-countries/netherlands_en

²https://ocindex.net/assets/downloads/2025/english/ocindex_profile_netherlands_2025.pdf

Within this context, the Netherlands has established a consistent presence within the European security R&I ecosystem under **Horizon Europe Cluster 3 – Civil Security for Society**. Dutch organisations participate across a diverse range of projects addressing **Organised Crime, Cybercrime, Terrorism Prevention**, and societal resilience. Although the overall scale of participation remains smaller than that of larger Member States, the Netherlands demonstrates a high success rate in proposal evaluations and contributes specialised expertise in several key capability areas.

Dutch participation is characterised by a focused and strategic engagement, with actors often contributing to roles related to **Digital Investigations, Intelligence Analysis**, citizens' participation and resilience, **Forensic Capabilities**, and **Training Activities**. The country's research ecosystem benefits from close collaboration between law enforcement authorities, research institutes, universities, and specialised technology organisations, enabling the translation of research outcomes into operational tools and methodologies.





Country overview in FCT Research & Innovation

The Netherlands' country profile in the **FCT** domain will be examined from three perspectives: policy coverage, functional coverage, and technology, in accordance with the **EU Civil Security Taxonomy (EUCST)**.³

FCT Policy Coverage

Figure 1 below illustrates the policy coverage of the Netherlands participation, categorised into the main **Security Research** areas: **OC (Organised Crime)**, **TR (Terrorism and Radicalisation)**, **CC (Cybercrime)**, and **HSI (Other Horizontal Societal Issues)**. Figure 2 further disaggregates this engagement by showing the distribution across the relevant policy sub-areas within each theme. This distribution is based on the participation of Dutch entities in **FCT** topics, as well as their perceived areas of expertise identified through fairs and conferences.

Overall, Dutch participation in the **FCT** research landscape shows a diversified thematic distribution across the policy domains defined in the **EUCST**. Dutch involvement is most strongly represented in **CC**, followed by **HSI** and **OC**, while **TR** topics also maintain a significant presence.

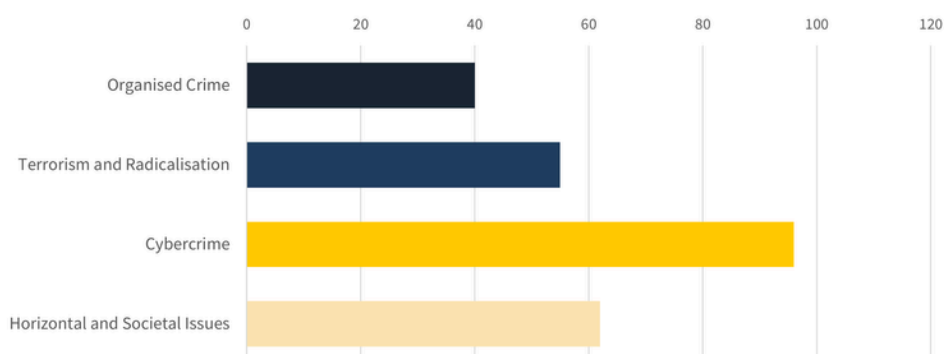


Figure 1: Policy coverage across Dutch participants in the ENACT Stakeholders Directory

³https://home-affairs.ec.europa.eu/networks/ceris-community-european-research-and-innovation-security/eu-security-market-study/eu-civil-security-taxonomy-and-taxonomy-explorer_en

Within the **CC** domain, the largest share of Dutch participation is concentrated in projects focusing on a range of issues related to technologically enabled crime. Dutch actors are particularly active in areas addressing **Dark Net Activities** and **Illegal Online Markets**, as well as other forms of **Cybercrime** and **Digital Forensics**. This strong representation reflects the Netherlands' growing expertise in digital investigation and cyber-enabled crime prevention.

The **HSI** domain represents the second most relevant area of Dutch participation. Activities in this domain address a wide range of societal security challenges, including **Domestic Violence and Sexual Abuse**, **Conventional Forensic Practices**, and **Disinformation and Fake News**, highlighting the integration of social, behavioural, and community-oriented approaches within the Netherlands security research profile.

Within the **OC** domain, Dutch participation is primarily focused on the **Trafficking of Humans and Goods**, which is the most prominent topic. Significant activity is also observed in **Economic Crime**, **Corruption and Fraud**. This profile indicates a focus on transnational and economically driven criminal activities.

The **TR** domain is also well represented, with Dutch contributions addressing **Radicalisation** and the **Protection of Public Spaces** as key areas. These activities reflect a focus on prevention, resilience, and the protection of public environments.

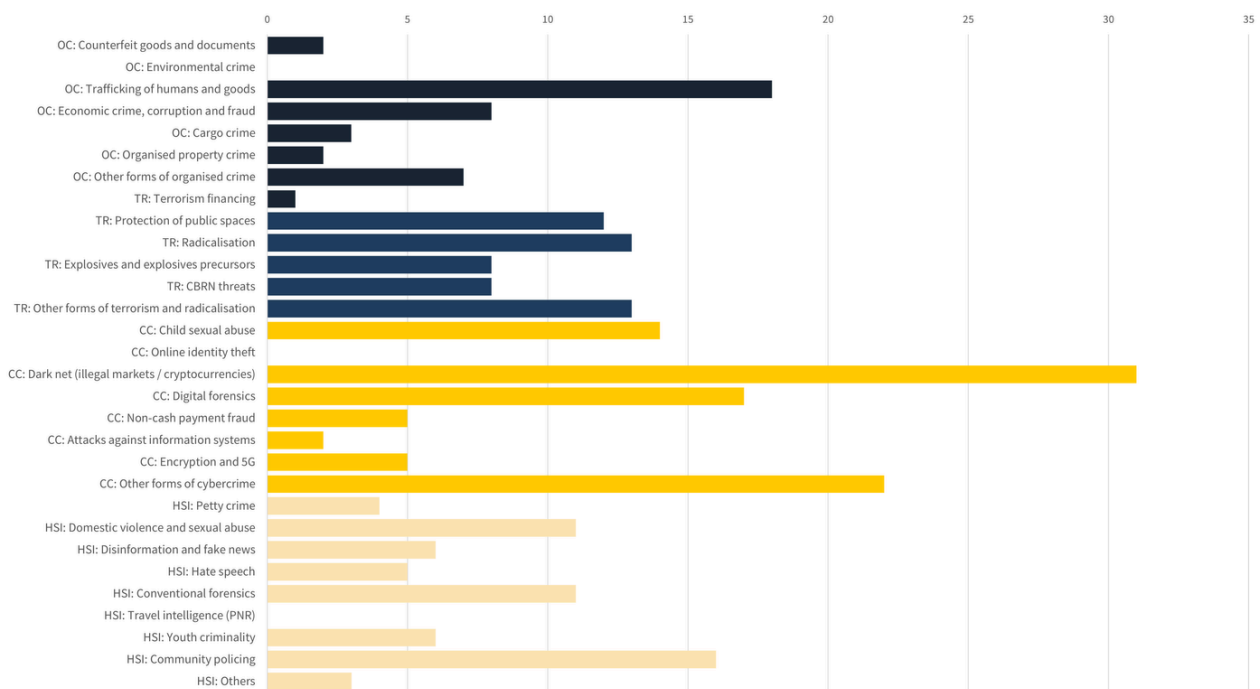


Figure 2: Policy coverage at level 3 across Dutch stakeholders

FCT Functions Coverage

Figure 3 presents the Netherlands' functional profile within the **FCT** research ecosystem, which demonstrates a strong concentration in investigative and analytical functions, supported by complementary capabilities in training, communication, and intelligence management. The distribution of functional activities reflects a profile oriented towards operational support to **Law Enforcement** and data-driven investigation.

The most prominent functional areas are **Investigation and Forensics** and **Data, Information and Intelligence gathering**, which represent by far the largest share of Dutch participation. This includes activities related to both digital and conventional forensic analysis, highlighting the Netherlands' strong positioning in evidence collection, data processing, and analysis within criminal investigations. This dominance confirms the central role of the Dutch actors in supporting investigative workflows across multiple crime domains, particularly **Cybercrime**.

A second group of highly represented functions includes **Training and Exercises**, **Secure and Public Communication**, and **Data and Information Exchange**. These areas show a consistent level of activity and reflect the Netherlands' engagement in strengthening information-sharing mechanisms, capacity-building, and interoperability among security actors. The emphasis on training also indicates a contribution to enhancing operational readiness and knowledge transfer across European **Law Enforcement** communities.

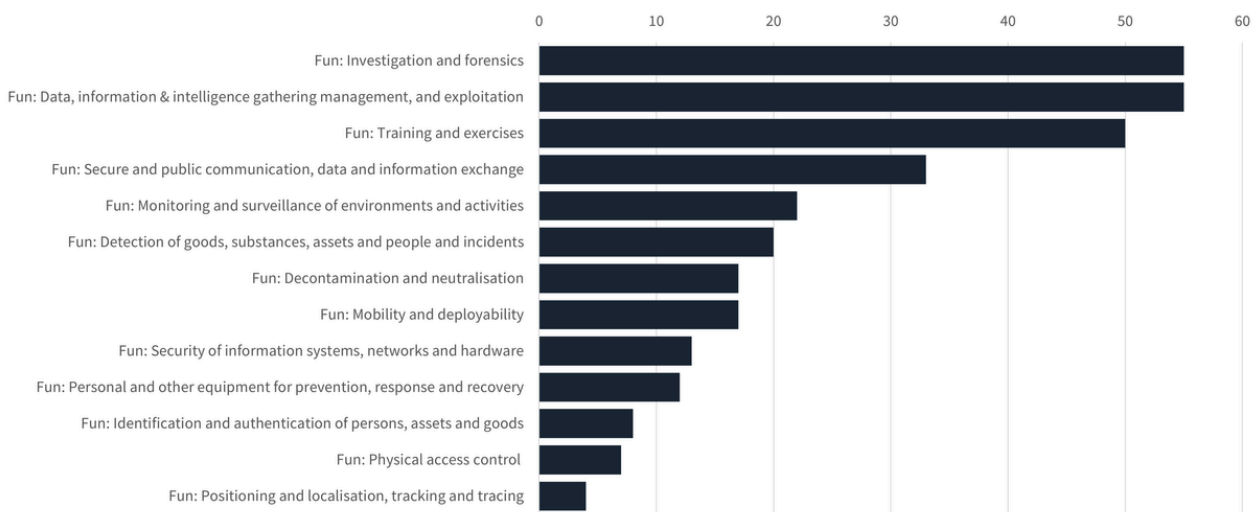


Figure 3: Functions coverage across Dutch stakeholders

FCT Technology Domain Coverage

As can be observed in Figure 4, the technological profile of Dutch contributions is closely aligned with its functional strengths in investigation, forensics, and intelligence exploitation. In fact, the Netherlands' participation in the **FCT** research ecosystem demonstrates a strong concentration in digital and data-driven technologies, which reflects its positioning in areas related to **Cybercrime** investigation, information management, and secure communications.

The most prominent technological domain is **Internet-Based Investigation**, representing the largest share of the Netherlands' activity. This includes tools and solutions designed to support investigations in online environments, particularly in relation to **Cybercrime** and illicit digital markets. This is complemented by a strong presence in **Data Storage and Exchange** technologies, highlighting the Netherlands' involvement in systems that enable secure and efficient information sharing across organisations and borders.

The Netherlands also demonstrates significant participation in **Critical and Interoperable Communication Systems**, reflecting efforts to enhance coordination and communication between **Law Enforcement** and security actors. Similarly, **Digital Forensics** technologies and **Data Analytics** represent key areas of engagement, supporting the processing, analysis, and interpretation of large volumes of digital evidence.

This distribution reflects a broader specialisation in cyber-enabled security technologies and intelligence-driven approaches, aligning with both national capabilities and evolving European security priorities.

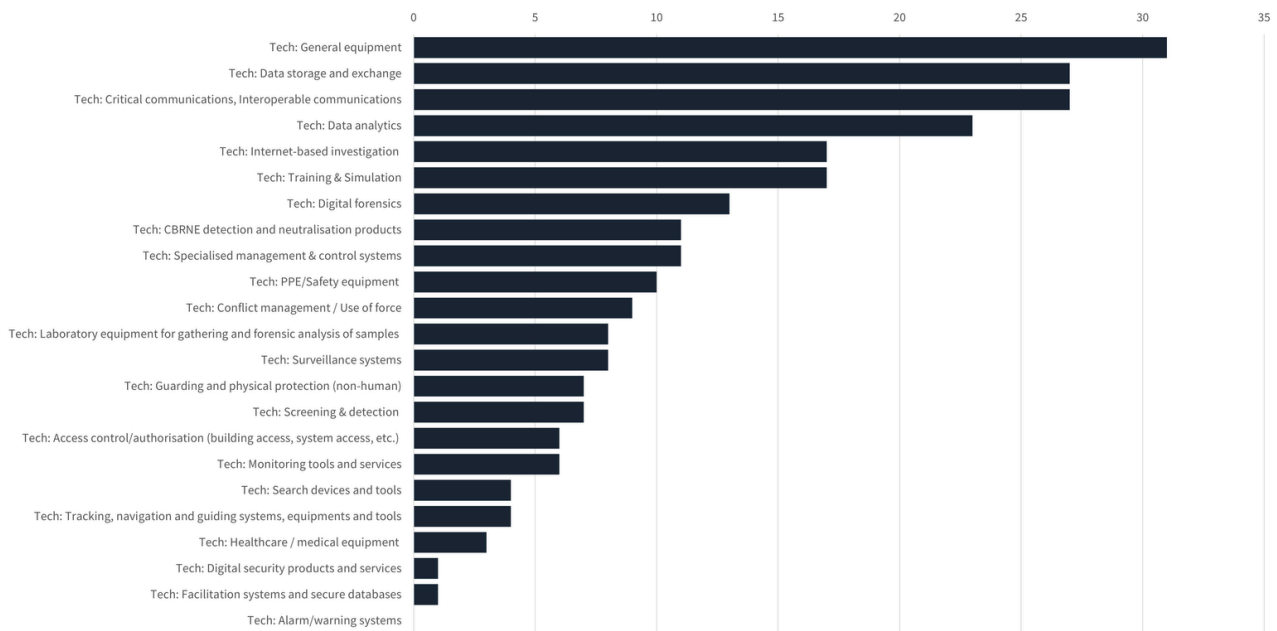


Figure 4: Technology coverage across Dutch stakeholders

Overview of the Netherlands' Horizon Europe participation metrics

The next figure compares the Netherlands' and the EU's key performance indicators in the **Horizon Europe FCT** domain, highlighting the Netherlands' strong engagement and specific contributions relative to the European reference figures.

Netherlands	19	1.42	€ 498,294.35	€ 448,065.72	5	€ 1,613,002.50
	Signed Grants	Average Participation	Average Total Cost	Average EU Contribution	SME Participation	SME Net EU Contribution
EU	41	18.12	€ 4,310,115.27	€ 3,987,660.71	172	€ 44,114,024.00
	Signed Grants	Average Participation	Average Total Cost	Average EU Contribution	SME Participation	SME Net EU Contribution

Figure 5: Dutch project participation metrics compared to the EU

In this period, 19 out of 41 signed **FCT** grants included Dutch beneficiaries, representing a sizable portion of EU activity in this domain. The Netherlands is involved in a comparable number of signed projects to leading countries, positioning itself alongside these in terms of project participation, despite a smaller national research ecosystem. In terms of participation, the Netherlands records a more limited presence, reflecting a lower number of organisations involved in each project on average.

On average, an **FCT** grant includes 18.12 beneficiaries, of which 1.42 are Dutch. With respect to SME participation, Dutch SMEs represent only 2.9% of the total number of SMEs involved in **FCT** grants under the **Horizon Europe** programme.

The Netherlands' overall level of participation and funding within the FCT research ecosystem remains comparatively modest when viewed against larger Member States, a trend that is closely linked to the country's smaller economic and industrial scale. The relatively limited number of participating organisations, together with lower levels of SME involvement and reduced total EU contribution, reflects the structure of a more compact national innovation system. In particular, the smaller presence of SMEs, both in terms of participation and allocated funding, suggests a less extensive private-sector base engaged in security research when compared to countries such as Greece, Spain or Italy.

At the same time, the Netherlands demonstrates a remarkably strong level of engagement relative to its size, ranking among the most active countries in terms of signed grants and overall participation. This indicates that Dutch organisations are able to compete effectively with larger Member States, leveraging a focused and well-coordinated research ecosystem. Despite structural limitations, the Netherlands' ability to secure a high number of projects highlights its competitiveness and its capacity to position itself as a relevant and reliable partner within European security research consortia.

Based on the indicators presented in Figure 5 and the country comparison data in Table 1, the Netherlands ranks tenth in terms of total participations.

Country Code	Country	Signed Grants	Total Participations by Country	Net EU Contribution
EL	Greece	34	90	€ 26,290,653.24
ES	Spain	34	87	€ 17,409,733.00
IT	Italy	25	65	€ 17,590,799.90
UK	United Kingdom	30	52	€ 4,525,528.75
DE	Germany	27	48	€ 13,558,133.33
FR	France	21	43	€ 10,163,819.63
BE	Belgium	23	39	€ 9,606,930.16
FI	Finland	22	29	€ 5,954,334.86
PT	Portugal	21	28	€ 4,924,522.00
NL	Netherlands	19	27	€ 8,513,248.75
PL	Poland	16	26	€ 5,898,789.00
CY	Cyprus	18	23	€ 5,723,581.25
RO	Romania	14	22	€ 2,733,978.00
MD	Moldova	18	20	€ 1,288,120.00
AT	Austria	12	16	€ 4,347,636.75
BG	Bulgaria	6	13	€ 2,241,263.14
CZ	Czechia	10	13	€ 2,061,742.25
LU	Luxembourg	10	11	€ 4,401,443.75
IE	Ireland	7	10	€ 3,456,761.80
SE	Sweden	10	10	€ 2,128,071.25
EE	Estonia	7	9	€ 1,177,348.75
SI	Slovenia	4	8	€ 1,201,050.00
IL	Israel	4	5	€ 1,761,025.00
RS	Serbia	4	5	€ 478,496.25
HU	Hungary	3	4	€ 1,731,153.75
NO	Norway	3	3	€ 1,071,048.75
SK	Slovakia	1	3	€ 831,038.50
HR	Croatia	2	3	€ 602,395.26
LT	Lithuania	2	3	€ 420,080.00
MT	Malta	3	3	€ 283,356.00
CA	Canada	2	2	€ 418,417.50
TR	Türkiye	1	2	€ 160,432.50
DK	Denmark	2	2	€ 107,375.00
XK	Kosovo*	2	2	€ 78,750.00
MK	North Macedonia	2	2	€ 67,226.25
UA	Ukraine	1	1	€ 135,000.00
BA	Bosnia and Herzegovina	1	1	€ 59,625.00
AL	Albania	1	1	€ 48,750.00
IS	Iceland	1	1	€ 42,430.00
CH	Switzerland	8	11	€ 0.00

Table 1: Comparison of the Netherlands to other participating countries in Horizon Europe for signed grants, total project participations and net EU contribution

*This designation is without prejudice to positions on status and is in line with UNSCR 1244/1999 and the ICJ Opinion on Kosovo's declaration of independence.



Participants Summary

Dutch participation in **Horizon Europe CL3-FCT** projects encompasses a broad range of organisations, including research centres, universities, industry, and public sector bodies. The involvement of both well-established institutions and emerging players signals a robust and healthy ecosystem. The figure below compares the Netherlands with the full EU ecosystem.

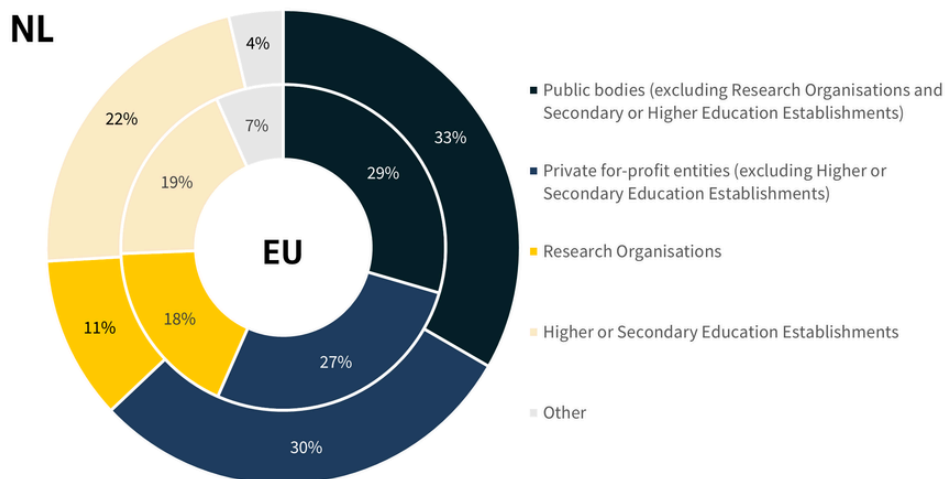


Figure 6: Organisational types of Dutch participation compared to the EU average in Horizon Europe projects

Particularly significant is the active role played by Law Enforcement Agencies (LEAs) and Private for Profit (PRCs), reflecting both scientific excellence and application-driven project designs.

When analysing individual participants by their type, the following overview highlights the current key organisations involved.

Top End Users

End User	Total Cost	Signed Grants	Total EU Contribution
Netherlands Forensic Institute	€ 1,090,430.00	5	€ 1,090,430.00
Netherlands Police	€ 689,617.50	2	€ 689,617.50
Gemeente Eindhoven	€ 170,000.00	1	€ 170,000.00
Stadsregio Parkstad Limburg	€ 0.00	1	€ 0.00
Grand Total	€ 1,950,048	9	€ 1,950,048

Top Research and Technology Organisations


Research and Technology Organisation	Total Cost	Signed Grants	Total EU Contribution
Stichting Dutch Institute For Safe & Secure Spaces	€ 938,500.00	1	€ 938,500.00
Nederlandse Organisatie Voor Toegepast Natuurwetenschappelijk Onderzoek TNO	€ 646,660.00	2	€ 648,660.00
Grand Total	€ 1,587,160	3	€ 1,587,160

Top Industry

Industrial Organisation	Total Cost	Signed Grants	Total EU Contribution
Sioux Technologies BV	€ 748,750.00	1	€ 524,125.00
Innohub BV	€ 728,750.00	1	€ 510,125.00
D-Visor BV	€ 650,146.43	1	€ 455,102.50
CFLW Cyber Strategies BV	€ 456,250.00	2	€ 386,500.00
Thales Nederland BV	€ 447,750.00	1	€ 313,425.00
Arthur's Legal BV	€ 373,250.00	1	€ 261,275.00
Nimagen BV	€ 91,127.50	1	€ 91,127.50
Grand Total	€ 3,496,024	8	€ 2,541,680

Top Academia

Higher Education	Total Cost	Signed Grants	EU Contribution
Universiteit Maastricht	€ 886,762.50	1	€ 886,762.50
Technische Universiteit Delft	€ 727,975.00	2	€ 727,975.00
Stichting VU	€ 503,048.75	1	€ 503,048.75
Erasmus Universiteit Rotterdam	€ 266,700.00	2	€ 266,700.00
Grand Total	€ 2,384,486	6	€ 2,384,486





Horizon Europe FCT Proposals Summary

Figure 7 presents a comparative overview of the Netherlands' and the EU's performance in **Horizon Europe FCT** proposal activities, allowing for a direct analysis of the Dutch contribution and competitiveness.

The Netherlands' participation is characterised by a moderate volume of submitted proposals combined with a very high level of success. Dutch organisations were involved in a total of 102 eligible proposals, representing a smaller share of overall submissions when compared to other leading countries, which recorded a significantly higher number of proposals.

Netherlands	102	18	162	€ 51,423,590.38	18%
	Eligible Proposals	Retained Proposals	Eligible Applications	Eligible EU Contribution	Success Rate
EU	278	39	4458	€ 1,099,171,410.00	14%
	Eligible Proposals	Retained Proposals	Eligible Applications	Eligible EU Contribution	Success Rate

Figure 7: Statistics for Horizon Europe proposal submission for the Netherlands compared to the EU overall

A total of 18 proposals involving Dutch participants were retained for funding, placing the Netherlands among the most successful countries in absolute terms relative to its size. This is further reflected in the total number of 162 eligible applications, indicating a focused but consistent level of engagement across the call topics. The Netherlands achieved a success rate of 18% (EU average 14%).

The Netherlands presents a highly efficient and competitive participation profile, combining a relatively limited number of submissions with an above-average success rate. This suggests strong alignment with call priorities and a targeted, high-quality approach to proposal preparation within the Dutch FCT research community.



Horizon Europe FCT Projects Summary

The number of projects with strong Dutch participation has increased, with the Netherlands consistently engaging as a relevant partner in a wide range of initiatives. Dutch organisations are well integrated in **FCT** projects, frequently contributing to core technical tasks, pilot activities, and specialised work packages, particularly in areas such as digital investigation and data-driven security solutions and protecting public spaces.

Acronym	Project Title	Type	No.
2PS	2PS - Prevent & Protect Through Support	RIA	1
ARMADILLO	Accurate Reliable Portable and Rapid Methods And Technologies for Detection of GHB Substances and Prevention Against Different Forms of Violence and Assault Supported by These Drugs	IA	1
Ceasefire	Advanced versatile artificial intelligence technologies and interconnected cross-sectoral fully-operational national focal points for combating illicit firearms trafficking	IA	1
ENSEMBLE	Enhanced AI-based cybercrime-oriented collaborative investigation technologies and capabilities	RIA	1
KOBAN	Identifying future capabilities for Community Policing	RIA	3
IAMI	Identity Attributes Matrix Initiative	RIA	1
SafeHorizon	Innovations in Detecting and Disrupting Crime-as-a-Service Operations	RIA	1
LAGO	Lessen Data Access and Governance Obstacles	IA	1
NARCOSIS	Non-targeted forensic multidisciplinary platform for investigation of drug-related fatalities	IA	1
TENSOR	Reliable biometric technologies to assist police authorities in combating terrorism and organized crime	IA	1
RITHMS	Research, Intelligence and Technology for Heritage and Market Security	RIA	1
SAFE-CITIES	Risk-based Approach For the protection of public spaces in European Cities	IA	2
VIGILANT	Vital Intelligence to Investigate Illegal Disinformation	IA	1
ForMAT	Forensic Methylation Analysis Toolsets (FORMAT)	RIA	1
OSPREY	Online Safety and Security for Protection of Public-Facing Professionals and Democratic Resilience	RIA	1
AMALTHEA	Enabling a Model-driven deep understanding of the role of gender Towards a Holistic solution against Extremism and radicalization Activities	RIA	1
CapCell	Innovative forensic trace investigation via microfluidics and single-cell genomics	RIA	3
DETECTOR	Deepfake Evidence and Technology for Forensic Content Oversight and Research	RIA	1
BEHOLDER	Build and Extend CBRN-E related Hazard-Assessment and Anomaly Detection Capabilities on Urban Environment.	IA	4

This level of engagement demonstrates the Netherlands' capacity to actively contribute to cross-border R&D activities and to position itself as a reliable and competitive partner within **Horizon Europe** projects, despite its smaller ecosystem.

The following section presents a series of charts detailing the policy, functional, and technological coverage of the projects, based on the comprehensive list of projects outlined above.

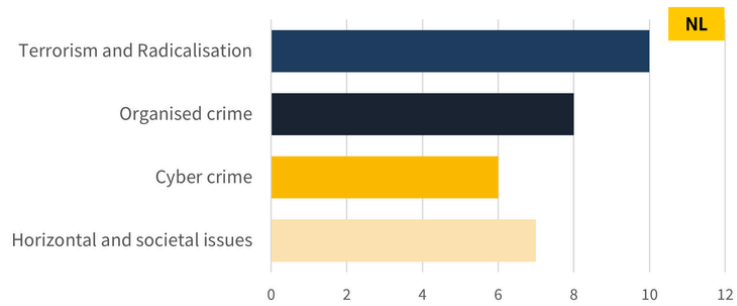
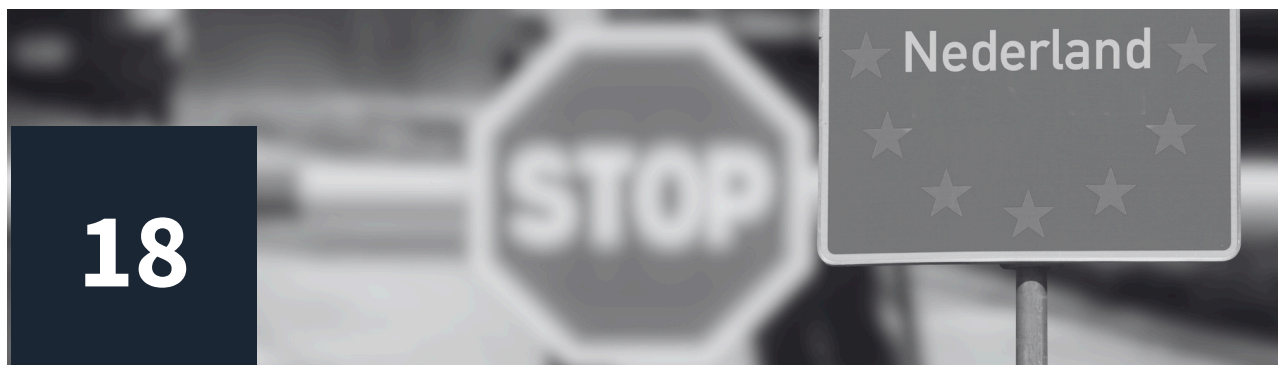


Figure 8: Policy project coverage according to projects with Dutch participation



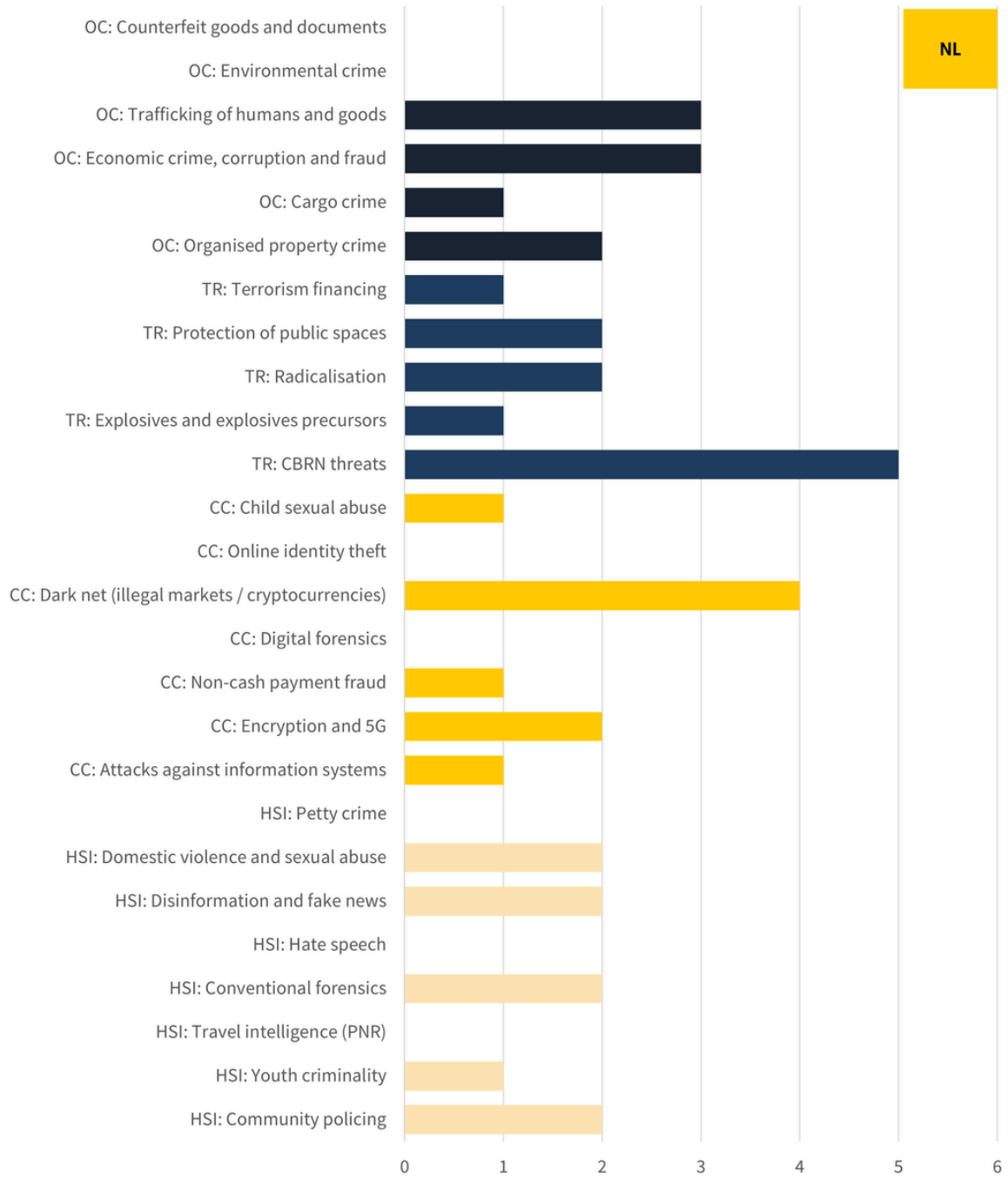


Figure 9: L3 Policy coverage according to projects with Dutch participation



Figure 10: Functions coverage according to projects with Dutch participation

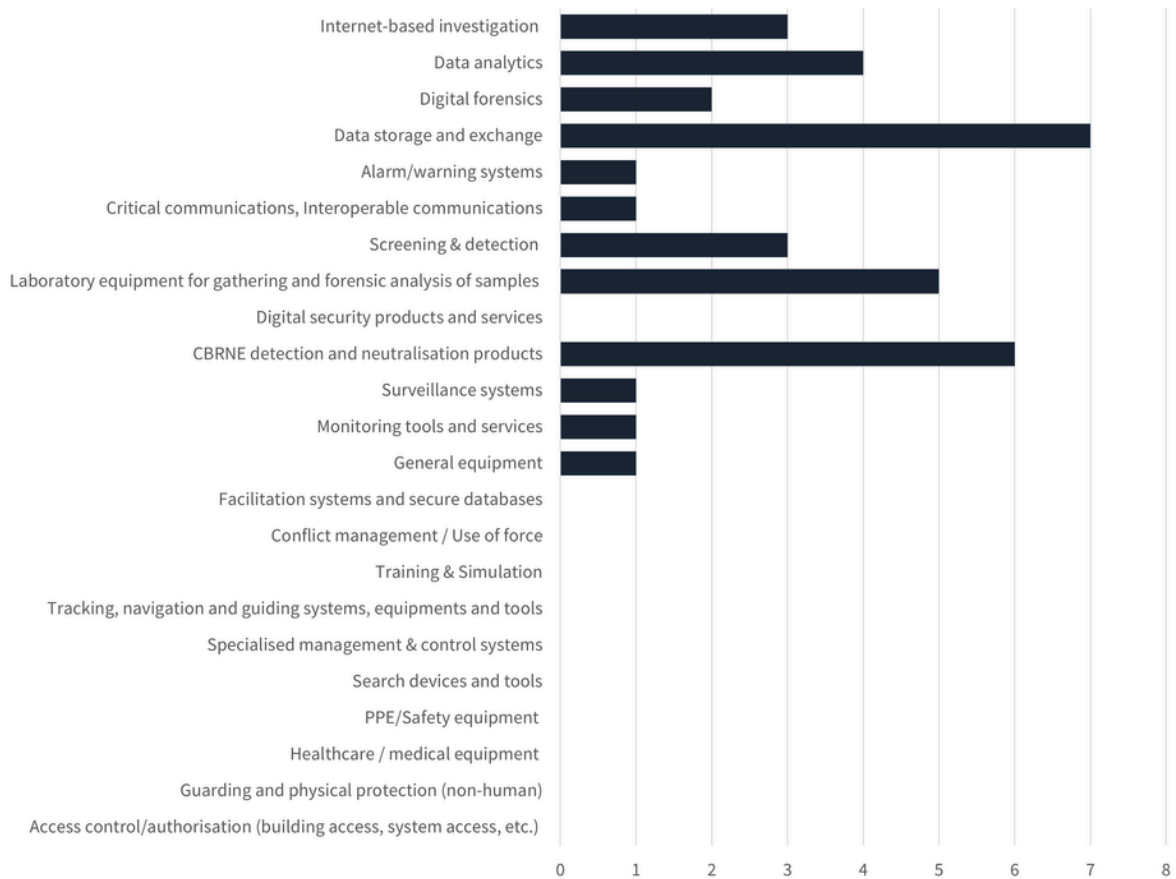


Figure 11: Technology coverage according to projects with Dutch participation

Final Remarks

Dutch participation in the **FCT** research ecosystem under **Horizon Europe** demonstrates a competitive and well-positioned profile, characterised by strong proposal performance, consistent project involvement, and specialised expertise in key security domains. Despite operating within a smaller national ecosystem, Dutch organisations have shown the ability to compete effectively with larger Member States, securing a significant number of projects and achieving the highest success rate in proposal evaluations.

From a policy perspective, the Netherlands shows a balanced coverage across all FCT domains, with a clear emphasis on **Cybercrime**, complemented by strong engagement in **Organised Crime**, particularly trafficking and economic crime, and relevant contributions to human and societal issues and **Terrorism and Radicalisation**. This distribution reflects both European priorities and national expertise, positioning the Netherlands as a contributor to a wide range of security challenges.

In terms of functional capabilities, Dutch participation is strongly oriented towards **Investigation and Forensics**, supported by capabilities in **Data and Intelligence Management**, **Secure Communication**, and **Training Activities**. This functional profile highlights the Netherlands' role in supporting operational and intelligence-led approaches, particularly in areas requiring advanced analytical and investigative skills.

Technologically, the Netherlands demonstrates a clear focus on digital and data-driven solutions, with strengths in **Internet-based Investigation**, **Data Storage and Exchange** systems, **Digital Forensics**, and **Interoperable Communication Technologies**. This confirms a positioning aligned with the increasing digitalisation of security threats and the growing importance of information-centric approaches to **Law Enforcement**. At the same time, participation remains more concentrated among a limited number of actors, with relatively high industrial participation and lower involvement from SMEs entities. Expanding and strengthening the role of SMEs represents a key opportunity for enhancing Dutch impact and scaling its contribution within the European ecosystem.

Overall, the Netherlands represents a focused, competitive, and increasingly relevant actor within the FCT ecosystem, combining strong specialisation in digital security domains with broad engagement across policy areas, and demonstrating the capacity to deliver high-quality contributions within European collaborative research.

For more information and guidance regarding Dutch participation in **Horizon Europe Cluster 3** and potential collaboration opportunities, stakeholders are encouraged to consult the National Contact Points (NCPs) available through the Horizon Europe NCP Portal: <https://horizoneuropencpportal.eu/>, where dedicated Dutch NCPs can provide support on funding opportunities, partner search, and proposal development.

A note on data sources

The data used to compile this report is from the following sources

- **ENACT Stakeholder Directory**, where relevant organisations participating in **Horizon Europe**, **Horizon 2020** or relevant security events have been compiled and categorised according to the **EU Civil Security Market Taxonomy** for policy levels two and three, functions and technology.
- **ENACT Project Directory**, where relevant projects have been compiled and categorised according to the **EU Civil Security Market Taxonomy** for policy levels two and three, functions and technology.
- The **Horizon Dashboard** for R&I Projects and R&I Proposals.⁵

An explorable version of the **ENACT Stakeholders Directory** is available on the **ENACT** website.⁶

⁵Horizon Dashboard - <https://ec.europa.eu/info/funding-tenders/opportunities/portal/screen/opportunities/horizon-dashboard>

⁶ENACT Stakeholders Map - <https://enact-eu.net/enact-fct-stakeholder-map/>



ENACT.

European Network Against
Crime and Terrorism



[@enact-network](https://www.linkedin.com/company/enact-network)



enact-eu.net



Scan the QR code to visit ENACT online
and read this report in digital format.



Funded by the European Union. Views and opinions expressed are however those of the author(s) only and do not necessarily reflect those of the European Union or Research Executive Agency. Neither the European Union nor the granting authority can be held responsible for them.

